

# n\_Portland



**NICOLETTIHOME**

## Model Code N8462

revision 00 of 27-11-17  
(the present replaces any previous versions)

**Designer:** Domenico ABRUZZESE

**Structure:** pinewood, multilayer and plywood covered with polyurethane foam.

**Spring system:** elastic webbing.

**Seat Padding:** seat cushions in ecological polyurethane foam covered with 100% polyester padding.

**Back Padding:** backrest cushions and headrests in ecological polyurethane foam covered with 100% polyester padding.

**Arm Interior:** armrests in ecological polyurethane foam covered with 100% polyester padding.

**Removability:** not available.

**Sewing:** leather coverings feasible with contrast stitching in the colors available; cuts and sewing vary on microfiber (or fabric) coverings.

**Mechanisms:** the model is equipped with manually liftable headrests. The height of the model with lifted headrests is 100 cm. Electric reclining versions available with power recliner mechanism, operated by a touch pad positioned on the seat side. The maximum depth of the model with open recliner is 154 cm.

**Standard feet:** shiny metal PM2030, h. 13 cm. Some versions may be equipped with hidden feet with a supporting structural function (PM1056).

### Density of seat and back

Markets	Seat	Back
I	35 Medium	27
D - NL - CH		
USA - California		
GB	37 fire retardant	27 fire retardant
Others	35 Medium	27

*Note: when no values/contents are specified in the chart, please refer to 'Others' field/area.*

### Coverings

	suggested	not suggested	not possible
thick leathers	✓		
thin elastic leathers	✓		
natural leathers	✓		
fabric	✓		
microfibre	✓		
leather + split	✓		
DeLuxe	✓		
multicovering			✓
multicolour			✓

*Please note: for not removable models, only one colour fabric covers are available.*

### Multicovering / Components / Optional vers.



### Feet



PM2030

### Ottoman



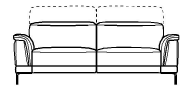
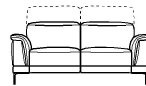
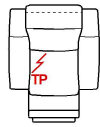
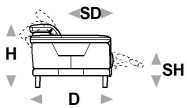
With the reservation of carrying for production purposes and without advanced notices modifications on the materials, coverings and dimensions of the product as indicated in the relevant specification. The given dimensions and volume are of indicative value being subject to the production process tolerances.

↑ fold following the dotted line ↑

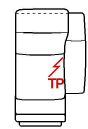
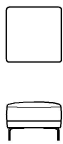
# n\_Portland

NICOLETTIHOME

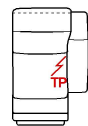
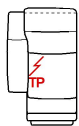
L Length - H Height - D Depth - SH Seat Height - SD Seat Depth  
Dimensions refer to maximum sizes.



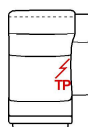
dimensions	L 115 H80 D106 SH46 SD57	L 116 H80 D106 SH46 SD57	L 176 H80 D106 SH46 SD57	L 190 H80 D106 SH46 SD57	L 210 H80 D106 SH46 SD57
version code	100	161	200	240	300
Description	chair	chair with elec.recl.	2 seater	2 1/2 seater	3 seater



L 70 H- D70 SH46 SD-	L 62 H80 D106 SH46 SD57	L 63 H80 D106 SH46 SD57	L 88 H80 D106 SH46 SD57	L 88 H80 D106 SH46 SD57	L 89 H80 D106 SH46 SD57
540	D62	I06	B68	B69	C36
ottoman	small chair no arm	armless mini chair elec.rec.	mini chair raf	mini chair laf	rhf el.rec.mini chair



L 89 H80 D106 SH46 SD57	L 69 H80 D106 SH46 SD57	L 70 H80 D106 SH46 SD57	L 95 H80 D106 SH46 SD57	L 95 H80 D106 SH46 SD57	L 96 H80 D106 SH46 SD57
C37	130	E95	110	120	173
lhf el.rec.mini chair	chair without armr.	elec.recl.armless chair	1 right arm facing chair	1 left arm facing chair	elec.rec.chair 1arm raf



L 96 H80 D106 SH46 SD57	L 79 H80 D106 SH46 SD57	L 80 H80 D106 SH46 SD57	L 105 H80 D106 SH46 SD57	L 105 H80 D106 SH46 SD57	L 106 H80 D106 SH46 SD57
174	144	I82	114	124	612
elec.rec.chair 1arm laf	maxi chair no arm	el.rec.arml.maxi chair	rhf maxi chair	lhf maxi chair	1raf maxi chair rec.el

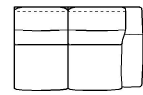
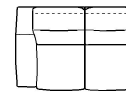
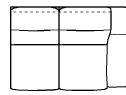
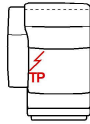
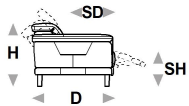
↓ fold following the dotted line ↓

↑ fold following the dotted line ↑

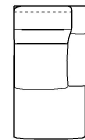
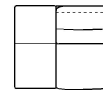
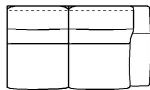
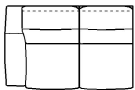
# n\_Portland

 NICOLETTIHOME

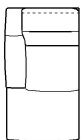
L Length - H Height - D Depth - SH Seat Height - SD Seat Depth  
Dimensions refer to maximum sizes.



dimensions	L 106 H80 D106 SH46 SD57	L 111 H80 D111 SH46 SD57	L 150 H80 D106 SH46 SD57	L 150 H80 D106 SH46 SD57	L 164 H80 D106 SH46 SD57
version code	613	040	210	220	251
Description	1laf maxi chair rec.el	square corner	1right arm facing 2 str	1left arm facing 2 str	1 right arm fac.2 1/2 str



L 164 H80 D106 SH46 SD57	L 184 H80 D106 SH46 SD57	L 184 H80 D106 SH46 SD57	L 121 H80 D106 SH46 SD57	L 121 H80 D106 SH46 SD57	L 95 H80 D169 SH46 SD120
252	310	320	168	169	410
1 left arm fac. 2 1/2 str	1right arm facing 3 str	1left arm facing 3 str	chr no arms mer.rgt fac.ter.	chr no arms mer.lft fac. term.	chaise lon.raf arm fac



L 95 H80 D169 SH46 SD120
420
chaise lon.lft arm fac

↓ fold following the dotted line ↓