



Model Code N8423

revision 00 of 17-11-16
(the present replaces any previous versions)

Designer: CENTRO STUDI NICOLETTI HOME

Structure: pinewood, multilayer and plywood covered with polyurethane foam

Spring system: elastic webbing

Seat Padding: ecological polyurethane foam covered with 100% polyester layer

Back Padding: ecological polyurethane foam covered with 100% polyester layer

Arm Interior: ecological polyurethane foam covered with 100% polyester layer

Removability: not available

Sewing: leather covers feasible with 1.2 thread contrast stitching in the colors available; cuts and sewing vary on microfiber (or fabric) covers.

Mechanisms: the model is equipped with manually liftable headrests. The height of the model with lifted headrests is 92 cm. Recliner versions available with electric recliner metal mechanisms operated by a touch pad positioned on the armrest side. The maximum depth of the model with open recliner is 155 cm.

Standard feet: the model is lifted 16 cm off the floor. PM1047 on armrest sides, PM1046 on terminal sides and chaise long, PM1050 on ottoman (635), all in titanium-colored metal, also available in shiny metal. Some versions may be equipped with hidden feet with a supporting structural function.

Density of seat and back

Markets	Seat	Back
I	35 Medium	27/28
D - NL - CH		
USA - California		
GB	35 fire retardant	30 fire retardant
Others	35 Medium	27/28

Note: when no values/contents are specified in the chart, please refer to 'Others' field/area.

Coverings

	suggested	not suggested	not possible
thick leathers	✓		
thin elastic leathers	✓		
natural leathers	✓		
fabric	✓		
microfibre	✓		
leather + split	✓		
DeLuxe			✓
multicovering			✓
multicolour			✓

Please note: for not removable models, only one colour fabric covers are available.

Multicovering / Components / Optional vers.



Feet



PM1047

PM1046

PM1050

Ottoman



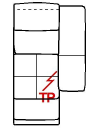
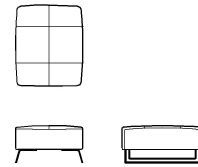
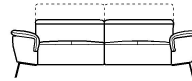
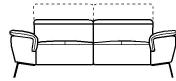
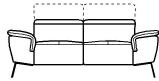
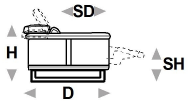
With the reservation of carrying for production purposes and without advanced notices modifications on the materials, coverings and dimensions of the product as indicated in the relevant specification. The given dimensions and volume are of indicative value being subject to the production process tolerances.

↑ fold following the dotted line ↑

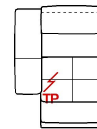
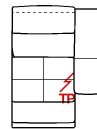
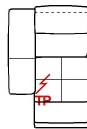
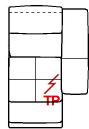
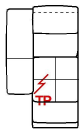
n_Zoe

NICOLETTIHOME

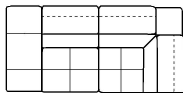
L Length - H Height - D Depth - SH Seat Height - SD Seat Depth
Dimensions refer to maximum sizes.



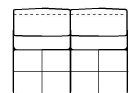
dimensions	L 192 H72 D110 SH45 SD58	L 212 H72 D110 SH45 SD58	L 236 H72 D110 SH45 SD58	L 85 H- D103 SH45 SD-	L 97 H72 D110 SH45 SD58
version code	200	240	300	635	C36
Description	2 seater	2 1/2 seater	3 seater	rectangular ottoman	rhf el.rec.mini chair



L 97 H72 D110 SH45 SD58	L 107 H72 D110 SH45 SD58	L 107 H72 D110 SH45 SD58	L 119 H72 D110 SH45 SD58	L 119 H72 D110 SH45 SD58	L 112 H72 D112 SH45 SD58
C37	173	174	612	613	E35
lhf el.rec.mini chair	elec.rec.chair 1arm raf	elec.rec.chair 1arm laf	1laf maxi chair rec.el	1laf maxi chair rec.el	sq.corner upliftab. headrest



L 231 H72 D112 SH45 SD58	L 231 H72 D112 SH45 SD58	L 63 H72 D110 SH45 SD58	L 73 H72 D110 SH45 SD58	L 85 H72 D110 SH45 SD58	L 96 H72 D110 SH45 SD58
C47	C48	D62	130	144	B68
rhf upl.headr. sq.corn.chair	lhf upl.headr.sq. corn.chair	small chair no arm	chair without armr.	maxi chair no arm	mini chair raf



L 96 H72 D110 SH45 SD58	L 106 H72 D110 SH45 SD58	L 106 H72 D110 SH45 SD58	L 118 H72 D110 SH45 SD58	L 118 H72 D110 SH45 SD58	L 146 H72 D110 SH45 SD58
B69	110	120	114	124	243
mini chair laf	1 right arm facing chair	1 left arm facing chair	rhf maxi chair	lhf maxi chair	2 1/2 seater with no armrests

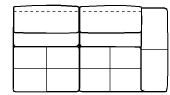
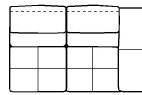
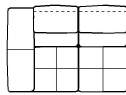
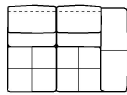
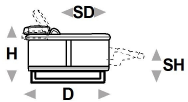
↓ fold following the dotted line ↓

↑ fold following the dotted line ↑

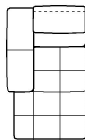
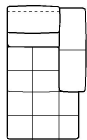
n_Zoe

 NICOLETTIHOME

L Length - H Height - D Depth - SH Seat Height - SD Seat Depth
Dimensions refer to maximum sizes.



dimensions	L 159 H72 D110 SH45 SD58	L 159 H72 D110 SH45 SD58	L 179 H72 D110 SH45 SD58	L 179 H72 D110 SH45 SD58	L 203 H72 D110 SH45 SD58
version code	210	220	251	252	310
Description	1right arm facing 2 str	1left arm facing 2 str	1 right arm fac.2 1/2 str	1 left arm fac. 2 1/2 str	1right arm facing 3 str



L 203 H72 D110 SH45 SD58	L 106 H72 D170 SH45 SD118	L 106 H72 D170 SH45 SD118
320	410	420
1left arm facing 3 str	chaise lon.raf arm fac	chaise lon.lft arm fac

↓ fold following the dotted line ↓