



Model Code N8380

revision 00 of 08-01-15
(the present replaces any previous versions)

Designer: CENTRO STUDI NICOLETTI HOME

Structure: Pinewood, multilayer and plywood covered with polyurethane foam.

Spring system: Elastic webbing

Seat Padding: Ecological polyurethane foam covered with 100% polyester layer

Back Padding: Fibre (synthetic fibrefill)

Arm Interior: Ecological polyurethane foam covered with 100% polyester layer

Removability: Not available

Sewing: Leather coverings feasible with contrast stitchings in the colours available; cuts and sewings vary on microfibre (or fabric) coverings.

Bed Version: available with two-time opening welded steel mesh, elastic webbing on the seats and polyurethane mattress (h. 11 cm). Mattress size: version 301/311/321 = 140x175 cm. The depth of the model with open bed is 235 cm.

Mechanisms: Recliner versions available with manual metal mechanism (side handle) or electric mechanism (side push button). The depth of the model with open recliner is 156 cm.

Standard feet: P7 feet in PVC, h. 4 cm. Some versions may be equipped with hidden feet with a supporting structural function.

Density of seat and back

Markets	Seat	Back
I	35 Medium	
D - NL - CH		
USA - California	35 soft	
GB	35 fire retardant	
Others	35 Medium	

Note: when no values/contents are specified in the chart, please refer to 'Others' field/area.

Coverings

	suggested	not suggested	not possible
thick leathers	✓		
thin elastic leathers	✓		
natural leathers	✓		
fabric	✓		
microfibre	✓		
leather + split	✓		
DeLuxe			✓
multicovering	✓		
multicolour	✓		

Please note: for not removable models, only one colour fabric covers are available.

MULTICOLOUR: available in the same article of leather or microfibre in two tones: 1st colour: frame; 2nd colour: seat and back cushions. Also available in **MULTICOVERING:** 1st cov. in leather: frame; 2nd cov. in microfibre: seat and back cushions.

Multicovering / Components / Optional vers.



Feet



P7

Ottoman



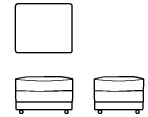
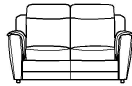
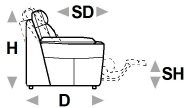
With the reservation of carrying for production purposes and without advanced notices modifications on the materials, coverings and dimensions of the product as indicated in the relevant specification. The given dimensions and volume are of indicative value being subject to the production process tolerances.

↑ fold following the dotted line ↑

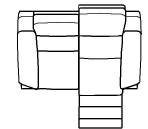
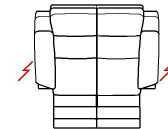
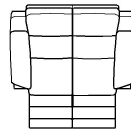
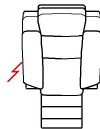
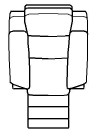
n_Tara

NICOLETTIHOME

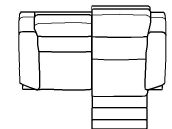
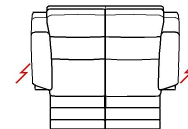
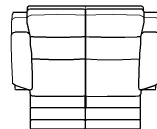
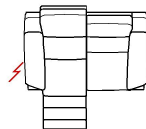
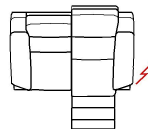
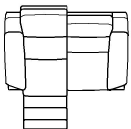
L Length - H Height - D Depth - SH Seat Height - SD Seat Depth
Dimensions refer to maximum sizes.



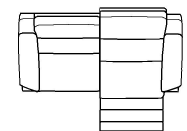
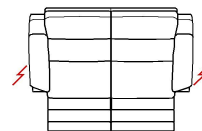
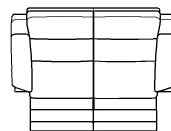
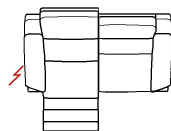
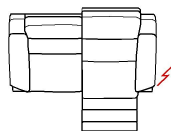
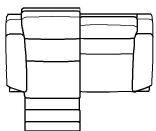
dimensions	L 105 H100 D99 SH46 SD55	L 161 H100 D99 SH46 SD55	L 191 H100 D99 SH46 SD55	L 212 H100 D99 SH46 SD55	L 72 H- D62 SH46 SD-
version code	100	200	240	300	635
Description	chair	2 seater	2 1/2 seater	3 seater	rectangular ottoman



L 101 H- D68 SH46 SD-	L 106 H100 D99 SH46 SD55	L 106 H100 D99 SH46 SD55	L 164 H100 D99 SH46 SD55	L 164 H100 D99 SH46 SD55	L 163 H100 D99 SH46 SD55
530	103	161	343	408	271
half moon ottoman	chair with recliner	chair with elec.recl.	2str 2 rec. rg and lf	2str rg/lf rec.el.	2 str 1 right fac.rec.



L 163 H100 D99 SH46 SD55	L 163 H100 D99 SH46 SD55	L 163 H100 D99 SH46 SD55	L 194 H100 D99 SH46 SD55	L 194 H100 D99 SH46 SD55	L 193 H100 D99 SH46 SD55
272	393	394	293	G03	291
2str 1 left fac.rec.	2str 1rgt fac.elec.rec.	2str 1lft fac.elec.rec.	2str1/2 2 rec. rg and lf	2 1/2 seater with 2 el.rec.	2p1/2 str 1rg fac.rec.



L 193 H100 D99 SH46 SD55	L 193 H100 D99 SH46 SD55	L 193 H100 D99 SH46 SD55	L 215 H100 D99 SH46 SD55	L 215 H100 D99 SH46 SD55	L 214 H100 D99 SH46 SD55
292	G04	G05	373	406	371
2p1/2 str 1lf fac.rec.	2 1/2 seater rhf el.rec.	2 1/2 seater rhf el.rec.	3str 2 rec. rg and lf	3str 2 el.rec.rg/ lf	3str 1 rg fac.rec.

↓ fold following the dotted line ↓

↑ fold following the dotted line ↑

n_Tara

NICOLETTIHOME

L Length - H Height - D Depth - SH Seat Height - SD Seat Depth
Dimensions refer to maximum sizes.

dimensions	L 214 H100 D99 SH46 SD55	L 214 H100 D99 SH46 SD55	L 214 H100 D99 SH46 SD55	L 122 H100 D122 SH46 SD55	L 144 H100 D121 SH46 SD55
version code	372	397	398	000	071
Description	3str 1 lf fac.rec.	3str 1rgt fac.el.rec.	3str 1 lf fac.el.rec.	corner	rhf end corner
L 144 H100 D121 SH46 SD55	L 72 H100 D99 SH46 SD55	L 96 H100 D99 SH46 SD55	L 96 H100 D99 SH46 SD55	L 97 H100 D99 SH46 SD55	L 97 H100 D99 SH46 SD55
072	130	110	120	162	163
lhf end corner	chair without armr.	1 right arm facing chair	1 left arm facing chair	chair 1rec.right	chair 1rec.left
L 97 H100 D99 SH46 SD55	L 97 H100 D99 SH46 SD55	L 117 H100 D99 SH46 SD55	L 117 H100 D99 SH46 SD55	L 137 H100 D99 SH46 SD55	L 137 H100 D99 SH46 SD55
173	174	168	169	210	220
elec.rec.chair 1arm raf	elec.rec.chair 1arm laf	chr no arms mer.rgt fac.ter.	chr no arms mer.lft fac. term.	1right arm facing 2 str	1left arm facing 2 str
L 139 H100 D99 SH46 SD55	L 139 H100 D99 SH46 SD55	L 139 H100 D99 SH46 SD55	L 139 H100 D99 SH46 SD55	L 167 H100 D99 SH46 SD55	L 167 H100 D99 SH46 SD55
276	277	395	396	251	252
1 rgt arm facing 2 str rec.	1 left arm fac. 2 str rec.	1rgt arm fac.2str elec.rec.	1lft arm fac.2str elec.rec.	1 right arm fac.2 1/2 str	1 left arm fac. 2 1/2 str

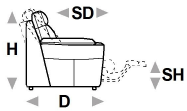
↓ fold following the dotted line ↓

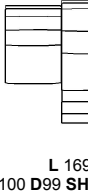

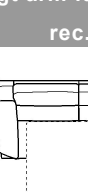
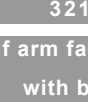



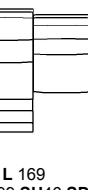
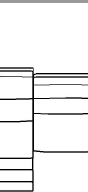

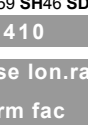


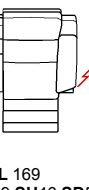
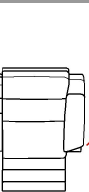



↑ fold following the dotted line ↑

n_Tara

 NICOLETTIHOME

L Length - H Height - D Depth - SH Seat Height - SD Seat Depth
Dimensions refer to maximum sizes.



					
dimensions	L 169 H100 D99 SH46 SD55	L 169 H100 D99 SH46 SD55	L 169 H100 D99 SH46 SD55	L 169 H100 D99 SH46 SD55	L 188 H100 D99 SH46 SD55
version code	G01	G02	G06	G07	310
Description	rhf 2 1/2 seater recl.	lhf 2 1/2 seater recl.	rhf 2 1/2 seater el.rec.	lhf 2 1/2 seater el.rec.	1right arm facing 3 str
					
L 188 H100 D99 SH46 SD55	L 190 H100 D99 SH46 SD55	L 190 H100 D99 SH46 SD55	L 190 H100 D99 SH46 SD55	L 190 H100 D99 SH46 SD55	L 212 H100 D99 SH46 SD55
320	376	377	403	404	301
1left arm facing 3 str	1rgt arm fac. 3str rec.	1 left arm fac.3 str rec.	1rgt arm fac.3str elec.rec.	1lft arm fac.3str elec.rec.	3 seater with bed
					
L 188 H100 D99 SH46 SD55	L 188 H100 D99 SH46 SD55	L 96 H100 D159 SH46 SD115	L 96 H100 D159 SH46 SD115		
311	321	410	420		
1 rgt arm fac.3 str with bed	1lft arm fac.3 str with bed	chaise lon.raf arm fac	chaise lon.lft arm fac		

↓ fold following the dotted line ↓