



Model Code N8529

date of issue 04-12-19 revision 00
revision of 14-04-22 (the present replaces any previous versions)

Designer: CENTRO STUDI NICOLETTI HOME

Structure: pinewood, multilayer and plywood covered with polyurethane foam.

Spring system: elastic webbing.

Seat Padding: seat cushions in ecologic polyurethane foam covered with 100% polyester layer.

Back Padding: backrests in ecologic polyurethane foam covered with 100% polyester layer.

Arm Interior: armrests in diversified density ecological polyurethane foam covered with 100% polyester padding.

Removability: not available.

Sewing: leather coverings feasible with contrast stitching in the colors available; cuts and sewing vary on microfiber (or fabric) coverings.

Mechanisms: the model is equipped with headrests that can be manually lifted on all versions. The height of the model with lifted headrest is 99 cm. Version (000) features one lift-up headrest. Recliner versions available with electric recliner metal mechanism operated by a button panel (PULS_1) positioned on the outside arm sides (on sides provided with arms) and by a button panel (PULS_2) positioned on seat sides (on armless sides of recliner versions). The depth of the model with open recliner is 156 cm.

Components: version "home theater coffee table" (I78) is equipped with a plexiglass layer, provided with a flexible, removable touch technology Led lamp and aluminum varnished abs beverage holder. "Storage" versions (QC0/QC1) are equipped with storage units, that can be used by lifting the upholstered top.

Standard feet: shiny metal PM2127, h. 9.5 cm, all available with titanium, antique bronze, graubraun and satinized finish. Some versions may be equipped with hidden feet with a supporting structural function.

Density of seat and back kg/cbm (±5%) ⁽¹⁾

Markets	Seat	Back
I	30 Medium	28
D - NL - CH		
USA - California		
GB	37 fire retardant	27 fire retardant
Others	30 Medium	28

Note: when no values/contents are specified in the chart, please refer to 'Others' field/area.

⁽¹⁾Density: volume mass apparently determined on materials without any kind of covers and according to the UNI EN ISO 845 regulations. Indicated values refer to production averages; the Company reserves the right, if needed, to make changes to the declared technical characteristics. Before use, it is advisable to look at the SAFETY INFORMATION TECHNIQUE for info regarding use and protection of people and of the environment, in compliance with existing EEC regulations.

Coverings

	suggested	not suggested	not possible
thick leathers	✓		
thin elastic leathers	✓		
natural leathers	✓		
fabric	✓		
microfibre	✓		
leather + split	✓		
DeLuxe			✓
multi colour**			✓
multi-category**			✓
multi covering**			✓

Please note: for not removable models, only one colour fabric covers are available.

Components / Optional vers.



PULS_1

PULS_2

T_LED

Feet



PM2127

Ottoman



CON


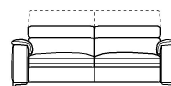
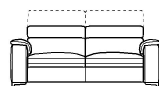
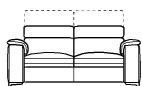
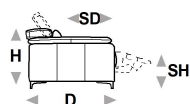
With the reservation of carrying for production purposes and without advanced notices modifications on the materials, coverings and dimensions of the product as indicated in the relevant specification. The given dimensions and volume are of indicative value being subject to the production process tolerances. For normal use, the following maximum loads are recommended: Armchairs max. 120 kg, 2-seat sofas max. 200 kg (2x100 kg), 3-seat sofas max. 240 kg (3x80 kg). Use with loads exceeding the indicated values may cause the sofa/armchair or its components to break.

↑ fold following the dotted line ↑

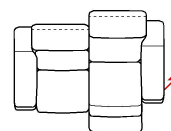
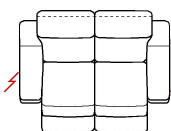
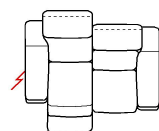
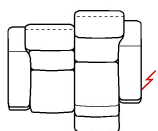
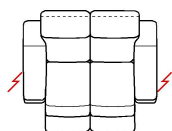
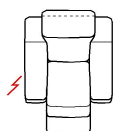
n_louise

NICOLETTIHOME

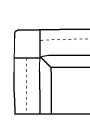
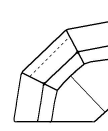
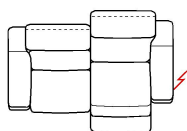
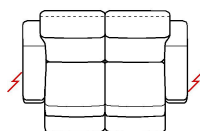
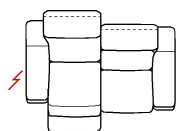
L Length - H Height - D Depth - SH Seat Height - SD Seat Depth
Dimensions refer to maximum sizes of the version with closed mechanism (where available).



dimensions	L 110 H79 D108 SH46 SD58	L 170 H79 D108 SH46 SD58	L 190 H79 D108 SH46 SD58	L 210 H79 D108 SH46 SD58	L 80 H46 D70 SH46 SD-
version code	100	200	240	300	635
Description	chair	2 seater	2 1/2 seater	3 seater	rectangular ottoman



L 112 H79 D108 SH46 SD58	L 173 H79 D108 SH46 SD58	L 171 H79 D108 SH46 SD58	L 171 H79 D108 SH46 SD58	L 193 H79 D108 SH46 SD58	L 191 H79 D108 SH46 SD58
161	408	393	394	G03	G04
chair with elec.recl.	2str rg/lf rec.el.	2str 1rgt fac.elec.rec.	2str 1lft fac.elec.rec.	2 1/2 seater with 2 el.rec.	2 1/2 seater rhf el.rec.



L 191 H79 D108 SH46 SD58	L 213 H79 D108 SH46 SD58	L 211 H79 D108 SH46 SD58	L 211 H79 D108 SH46 SD58	L 128 H79 D128 SH46 SD58	L 108 H79 D108 SH46 SD58
G05	T09	T07	T08	000	E35
2 1/2 seater lhf el.rec.	3 seat.2cush.2 rhf/lhf el.rec.	3 seat.2 cush.1rhf el.rec.	3 seat.2 cush.1lhf el.rec.	corner	sq.corner uplftab. headrest



L 228 H79 D110 SH46 SD58	L 228 H79 D110 SH46 SD58	L 228 H79 D110 SH46 SD58	L 228 H79 D110 SH46 SD58	L 70 H79 D108 SH46 SD58	L 95 H79 D108 SH46 SD58
C47	C48	041	042	130	110
rhf upl.headr. sq.corn.chair	lhf upl.headr.sq. corn.chair	sq.cor.chr.sq.ter. rig.fac.	sq.cor.chr.sq.ter.left fac.	chair without armr.	1 right arm facing chair

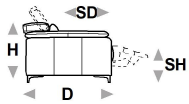
↓ fold following the dotted line ↓

↑ fold following the dotted line ↑

n_louise

NICOLETTIHOME

L Length - H Height - D Depth - SH Seat Height - SD Seat Depth
 Dimensions refer to maximum sizes of the version with closed mechanism (where available).



dimensions	L 95 H79 D108 SH46 SD58	L 118 H79 D108 SH46 SD58	L 118 H79 D108 SH46 SD58	L 128 H79 D108 SH46 SD58	L 128 H79 D108 SH46 SD58
version code	120	168	169	QC0	QC1
Description	1 left arm facing chair	chr no arms mer.rgt fac.ter.	chr no arms mer.lft fac. term.	rhf holder ter.armless chair	lhf holder ter.armless chair

L 97 H79 D108 SH46 SD58	L 97 H79 D108 SH46 SD58	L 145 H79 D108 SH46 SD58	L 145 H79 D108 SH46 SD58	L 148 H79 D108 SH46 SD58	L 148 H79 D108 SH46 SD58
173	174	210	220	B11	B12
elec.rec.chair 1arm raf	elec.rec.chair 1arm laf	1right arm facing 2 str	1left arm facing 2 str	rhf 2-str with 2 el.rec.	lhf 2-str with 2 el.rec.

L 146 H79 D108 SH46 SD58	L 146 H79 D108 SH46 SD58	L 165 H79 D108 SH46 SD58	L 165 H79 D108 SH46 SD58	L 168 H79 D108 SH46 SD58	L 168 H79 D108 SH46 SD58
395	396	251	252	B15	B16
1rgt arm fac.2str elec.rec.	1lft arm fac.2str elec.rec.	1 right arm fac.2 1/2 str	1 left arm fac. 2 1/2 str	rhf 2-str 1/2 with 2rec.el.	lhf 2-str 1/2 with 2rec.el.

L 166 H79 D108 SH46 SD58	L 166 H79 D108 SH46 SD58	L 185 H79 D108 SH46 SD58	L 185 H79 D108 SH46 SD58	L 188 H79 D108 SH46 SD58	L 188 H79 D108 SH46 SD58
G06	G07	310	320	C34	C35
rhf 2 1/2 seater el.rec.	lhf 2 1/2 seater el.rec.	1right arm facing 3 str	1left arm facing 3 str	rhf 3-seater 2 elec.rec.	lhf 3-seater 2 elec.rec.

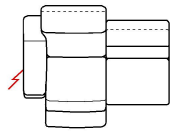
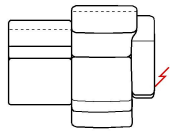
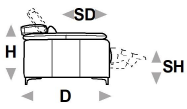
↓ fold following the dotted line ↓

↑ fold following the dotted line ↑

n_louise

 NICOLETTIHOME

L Length - H Height - D Depth - SH Seat Height - SD Seat Depth
 Dimensions refer to maximum sizes of the version with closed mechanism (where available).



dimensions	L 186 H79 D108 SH46 SD58	L 186 H79 D108 SH46 SD58	L 95 H79 D168 SH46 SD118	L 95 H79 D168 SH46 SD118	L 51 H64 D105 SH64 SD-
version code	403	404	410	420	178
Description	1rgt arm fac.3str elec.rec.	1lft arm fac.3str elec.rec.	chaise lon.rhf arm fac	chaise lon.lhf arm fac	home theater coffee table

↓ fold following the dotted line ↓