

# N\_Cubic



**NICOLETTIHOME**

## Model Code N8541

date of issue 23-07-20 revision 01  
revision of 27-07-20 (the present replaces any previous versions)

**Designer:** Lauriero design

**Structure:** pinewood, multilayer and plywood covered with polyurethane foam.

**Spring system:** elastic webbing

**Seat Padding:** seat cushions in ecological polyurethane foam covered with 100% polyester layer.

**Back Padding:** back cushions and headrests in ecological polyurethane foam covered with 100% polyester layer.

**Arm Interior:** in ecological polyurethane foam covered with 100% polyester layer.

**Removability:** not available.

**Sewing:** leather coverings feasible with contrast stitching in the colors available; cuts and sewing vary on microfiber (or fabric) coverings.

**Mechanisms:** the model is equipped with headrests that can be manually lifted on all versions. Electric recliner versions equipped with electric recliner mechanisms operated through a TOUCH PAD positioned on the internal sides. The depth of the model with open recliners is 148 cm. The height of the model with lift-up headrests is 94 cm.

**Standard feet:** the model is lifted 12 cm off the floor, PM2172 on armrest sides, PM2174 on meridian term. sides, PM2175 on RHF/LHF chaise front sides and rectangular ottoman, all in shiny finish also available in satinized, titanium, graubraun, antique bronze. PM2172 features a wooden detail LE025 in Canaletto walnut, also available in tobacco ash, white ash, anthracite, and dark ash. Some versions may be equipped with hidden feet with a supporting structural function.

### Density of seat and back

Markets	Seat	Back
I	35 Medium	27
D - NL - CH		
USA - California		
GB	37 fire retardant	27 fire retardant
Others	35 Medium	27

Note: when no values/contents are specified in the chart, please refer to 'Others' field/area.

### Coverings

	suggested	not suggested	not possible
thick leathers	✓		
thin elastic leathers	✓		
natural leathers	✓		
fabric	✓		
microfibre	✓		
leather + split			✓
DeLuxe			✓
multi colour			✓
multi-category			✓
multi covering			✓

Please note: for not removable models, only one colour fabric covers are available.

### Multicovering / Components / Optional vers.



### Feet



PM2172

PM2174

PVC H5

### Ottoman



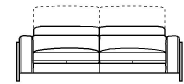
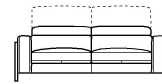
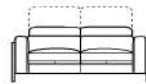
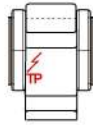
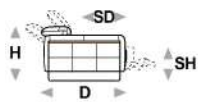
With the reservation of carrying for production purposes and without advanced notices modifications on the materials, coverings and dimensions of the product as indicated in the relevant specification. The given dimensions and volume are of indicative value being subject to the production process tolerances.

↑ fold following the dotted line ↑

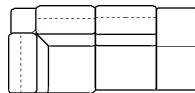
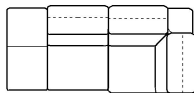
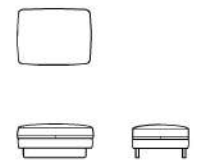
# N\_Cubic

NICOLETTIHOME

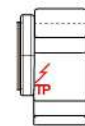


L Length - H Height - D Depth - SH Seat Height - SD Seat Depth  
Dimensions refer to maximum sizes of the version with closed mechanism (where available).



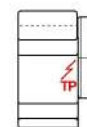
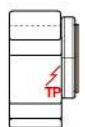
dimensions	L 108 H69 D106 SH42 SD59	L 109 H69 D106 SH42 SD59	L 174 H69 D106 SH42 SD59	L 194 H69 D106 SH42 SD59	L 210 H69 D106 SH42 SD59
version code	100	161	200	240	300
Description	chair	chair with elec.recl.	2 seater	2 1/2 seater	3 seater



L 94 H42 D72 SH- SD-	L 237 H69 D110 SH42 SD59	L 237 H69 D110 SH42 SD59	L 110 H69 D110 SH42 SD84	L 66 H69 D106 SH42 SD59	L 76 H69 D106 SH42 SD59
635	C 48	C 47	E 35	D 62	130
rectangular ottoman	lhf upl.headr.sq. corn.chair	rhf upl.headr. sq.corn.chair	sq.corner upliftab. headrest	small chair no arm	chair without armr.



L 77 H69 D106 SH42 SD59	L 84 H69 D106 SH42 SD59	L 85 H69 D106 SH42 SD59	L 87 H69 D106 SH42 SD59	L 87 H69 D106 SH42 SD59	L 88 H69 D106 SH42 SD59
E 95	144	I 82	B 69	B 68	C 37
elec.recl.armless chair	maxi chair no arm	el.rec.arml.maxi chair	mini chair laf	mini chair raf	lhf el.rec.mini chair



L 88 H69 D106 SH42 SD59	L 97 H69 D106 SH42 SD59	L 97 H69 D106 SH42 SD59	L 98 H69 D106 SH42 SD59	L 98 H69 D106 SH42 SD59	L 105 H69 D106 SH42 SD59
C 36	120	110	174	173	124
rhf el.rec.mini chair	1 left arm facing chair	1 right arm facing chair	elec.rec.chair 1arm laf	elec.rec.chair 1arm raf	lhf maxi chair

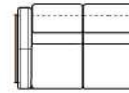
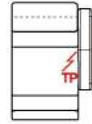
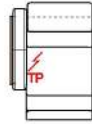
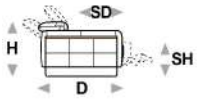
↓ fold following the dotted line ↓

↑ fold following the dotted line ↑

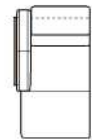
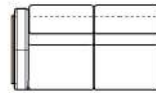
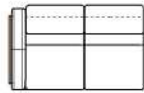
# N\_Cubic

NICOLETTIHOME

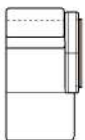
L Length - H Height - D Depth - SH Seat Height - SD Seat Depth  
 Dimensions refer to maximum sizes of the version with closed mechanism (where available).



dimensions	L 105 H69 D106 SH42 SD59	L 106 H69 D106 SH42 SD59	L 106 H69 D106 SH42 SD59	L 153 H69 D106 SH42 SD59	L 153 H69 D106 SH42 SD59
version code	114	613	612	220	210
Description	rhf maxi chair	1laf maxi chair rec.el	1raf maxi chair rec.el	1left arm facing 2 str	1right arm facing 2 str



L 152 H69 D106 SH42 SD59	L 173 H69 D106 SH42 SD59	L 173 H69 D106 SH42 SD59	L 189 H69 D106 SH42 SD59	L 189 H69 D106 SH42 SD59	L 97 H69 D166 SH42 SD119
243	252	251	320	310	420
2 1/2 seater with no armrests	1 left arm fac. 2 1/2 str	1 right arm fac.2 1/2 str	1left arm facing 3 str	1right arm facing 3 str	chaise lon.lhf arm fac



L 97 H69 D166 SH42 SD119
410
chaise lon.rhf arm fac

↓ fold following the dotted line ↓