



Model Code N8374

date of issue 23-10-14 revision 00
revision of 10-06-21 (the present replaces any previous versions)

Designer: CENTRO STUDI NICOLETTI

Structure: pinewood, multilayer and plywood covered with polyurethane foam.

Spring system: elastic webbing.

Seat Padding: ecological polyurethane foam covered with 100% polyester padding.

Back Padding: back cushions and headrests in ecological polyurethane foam covered with 100% polyester padding.

Arm Interior: armrests in diversified density ecological polyurethane foam covered with 100% polyester padding.

Removability: not available

Sewing: leather coverings feasible with contrast stitching in the colors available; cuts and sewing vary on microfiber (or fabric) coverings.

Mechanisms: the model is equipped with manually liftable headrests on all versions with the exception of version 000, 041/042 which is equipped with one liftable headrest only and versions 095/096 which are equipped with two liftable headrests. The height of the model with uplifted headrest is 92 cm.

Standard feet: PM894 on front armrest sides, PM895 on rear armrest sides, all end sides and rectangular ottoman (635), both in shiny steel, h. 14 cm. Some versions may be equipped with hidden feet with a supporting structural function.

Optional feet: shiny metal PM2115, h. 14.5 cm, also available in titanium, graubraun, antique bronze, white grey, green blue, red ruby, golden and satinized finish.

Density of seat and back

Markets	Seat	Back
I	35 Medium	25/30
D - NL - CH		
USA - California	35 soft	25/30 soft
GB	35 fire retardant	25 fire retardant
Others	35 Medium	25/30

Note: when no values/contents are specified in the chart, please refer to 'Others' field/area.

Coverings

	suggested	not suggested	not possible
thick leathers	✓		
thin elastic leathers	✓		
natural leathers	✓		
fabric	✓		
microfibre	✓		
leather + split	✓		
DeLuxe			✓
multi colour			✓
multi-category			✓
multi covering			✓

Please note: for not removable models, only one colour fabric covers are available.

Multicovering / Components / Optional vers.



Feet



PM894

PM895

PM2115

Ottoman



With the reservation of carrying for production purposes and without advanced notices modifications on the materials, coverings and dimensions of the product as indicated in the relevant specification. The given dimensions and volume are of indicative value being subject to the production process tolerances. For normal use, the following maximum loads are recommended: Armchairs max. 120 kg, 2-seat sofas max. 200 kg (2x100 kg), 3-seat sofas max. 240 kg (3x80 kg). Use with loads exceeding the indicated values may cause the sofa/armchair or its components to break.

▲ fold following the dotted line ▲

n_Tesla

NICOLETTIHOME

L Length - H Height - D Depth - SH Seat Height - SD Seat Depth
Dimensions refer to maximum sizes of the version with closed mechanism (where available).

dimensions	L 119 H72 D107 SH43 SD58	L 180 H72 D107 SH43 SD58	L 204 H72 D107 SH43 SD58	L 220 H72 D107 SH43 SD58	L 80 H- D70 SH43 SD-	
version code	100	200	240	300	635	
Description	chair	2 seater	2 1/2 seater	3 seater	rectangular ottoman	
corner	L 115 H72 D115 SH43 SD58 000	L 227 H72 D115 SH43 SD58 096	L 227 H72 D115 SH43 SD58 095	L 227 H72 D117 SH43 SD58 042	L 227 H72 D117 SH43 SD58 041	L 227 H72 D117 SH43 SD58 C48
	cor. chair merid. left fac.	cor. chair merid. right fac.	sq.cor.chr.sq.ter.leftsq.cor.chr.sq.ter. fac.	sq.cor.chr.sq.ter.rig. fac.	lhf upl.headr.sq. corn.chair	
rhf upl.headr. sq.corn.chair	L 227 H72 D117 SH43 SD58 C47	L 68 H72 D107 SH43 SD58 130	L 102 H72 D107 SH43 SD58 120	L 102 H72 D107 SH43 SD58 110	L 112 H72 D107 SH43 SD58 169	L 112 H72 D107 SH43 SD58 168
	chair without armr.	1 left arm facing chair	1 right arm facing chair	chr no arms mer.lft fac. term.	chr no arms mer.rgt fac.ter.	
1left arm facing 2 str	L 148 H72 D107 SH43 SD58 220	L 148 H72 D107 SH43 SD58 210	L 170 H72 D107 SH43 SD58 252	L 170 H72 D107 SH43 SD58 251	L 188 H72 D107 SH43 SD58 320	L 188 H72 D107 SH43 SD58 310
	1right arm facing 2 str	1 left arm fac. 2 1/2 str	1 right arm fac.2 1/2 str	1left arm facing 3 str	1right arm facing 3 str	

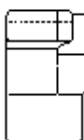
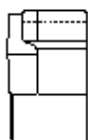
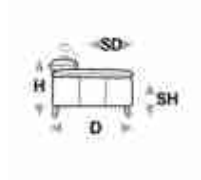
▼ fold following the dotted line ▼

↑ fold following the dotted line ↑

n_Tesla

 NICOLETTIHOME®

L Length - H Height - D Depth - SH Seat Height - SD Seat Depth
Dimensions refer to maximum sizes of the version with closed mechanism (where available).



dimensions

L 102
H72 D167 SH43 SD118

L 102
H72 D167 SH43 SD118

version code

420

410

Description

chaise lon.lhf
arm fac

chaise lon.rhf
arm fac

↓ fold following the dotted line ↓