



Model Code N8619

date of issue 12-04-23 revision 00
revision of 14-04-23 (the present replaces any previous versions)

Designer: Lauriero

Structure: pinewood, multilayer and plywood covered with polyurethane foam.

Spring system: elastic webbing

Seat Padding: seat cushions in ecological polyurethane foam covered with 100% polyester padding.

Back Padding: backrest cushions and lumbar supports in ecological polyurethane foam covered with 100% polyester padding.

Arm Interior: armrest cushions in ecological polyurethane foam covered with 100% polyester padding.

Removability: not available.

Sewing: leather covers feasible with contrast stitching in the colors available; cuts and sewings vary on microfiber (or fabric) covers.

Mechanisms: the model is equipped with adjustable armrests. With armrests completely stretched outwards the length of the sofa increases by 18 cm per armrest side. Electric recliner versions available with electric recliner mechanisms operated by a button panel positioned on the side of seat cushions. The depth of the model with open recliner is 157 cm.

Standard feet: shiny metal PM2283, h. 15 cm, on armrest sides and rect. ottoman (635), shiny metal PM 2284, h. 15 cm, on terminal sides and ottoman (540). All mentioned feet are available in the following finish options: satinized, titanium, graubraun, antique bronze, champagne.

Density of seat and back kg/cbm (±5%) ⁽¹⁾

Markets	Seat	Back
I	35 Medium	27
D - NL - CH	35 sostenuto hard	28 hard
USA - California	35 soft	27 soft
GB	37 fire retardant	31 fire retardant
Others	35 Medium	27

Note: when no values/contents are specified in the chart, please refer to 'Others' field/area.

⁽¹⁾Density: volume mass apparently determined on materials without any kind of covers and according to the UNI EN ISO 845 regulations. Indicated values refer to production averages; the Company reserves the right, if needed, to make changes to the declared technical characteristics. Before use, it is advisable to look at the SAFETY INFORMATION TECHNIQUE for info regarding use and protection of people and of the environment, in compliance with existing EEC regulations.

Coverings

	suggested	not suggested	not possible
thick leathers	✓		
thin elastic leathers	✓		
natural leathers	✓		
fabric	✓		
microfibre	✓		
leather + split			✓
DeLuxe			✓
multi colour**			✓
multi-category**			✓
multi covering**			✓

Please note: for not removable models, only one colour fabric covers are available.

Components / Optional vers.

--	--	--

Feet



PM2283

PM2284

--	--	--

Ottoman

--	--	--

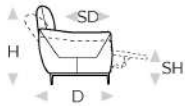
With the reservation of carrying for production purposes and without advanced notices modifications on the materials, coverings and dimensions of the product as indicated in the relevant specification. The given dimensions and volume are of indicative value being subject to the production process tolerances. For normal use, the following maximum loads are recommended: Armchairs max. 120 kg, 2-seat sofas max. 200 kg (2x100 kg), 3-seat sofas max. 240 kg (3x80 kg). Use with loads exceeding the indicated values may cause the sofa/armchair or its components to break.


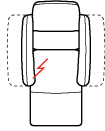
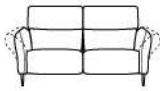
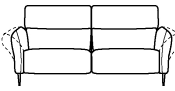
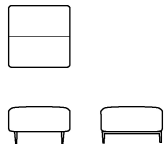
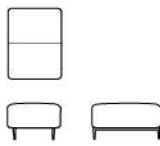

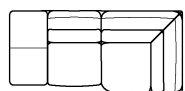
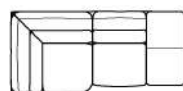




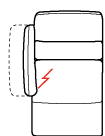
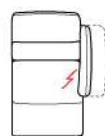


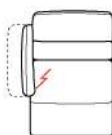
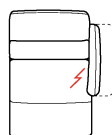
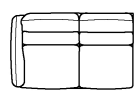
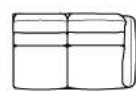
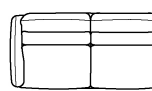
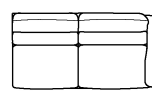
↑ fold following the dotted line ↑

n_Funk

NICOLETTIHOME

L Length - H Height - D Depth - SH Seat Height - SD Seat Depth
 Dimensions refer to maximum sizes of the version with closed mechanism (where available).



					
L 91 H102 D98 SH45 SD56	L 91 H102 D98 SH45 SD56	L 176 H102 D98 SH45 SD56	L 206 H102 D98 SH45 SD56	L 80 H45 D80 SH45 SD-	
100	161	200	300	540	
chair	chair with elec.recl.	2 seater	3 seater	ottoman	
					
L 70 H45 D90 SH45 SD-	L 105 H102 D105 SH45 SD56	L 225 H102 D105 SH45 SD56	L 225 H102 D105 SH45 SD56	L 70 H102 D98 SH45 SD56	L 85 H102 D98 SH45 SD56
635	040	042	041	130	144
rectangular ottoman	square corner	sq.cor.chr.sq.ter.leftsq.cor.chr.sq.ter. fac.	sq.cor.chr.sq.ter.rig.fac.	chair without armr.	maxi chair no arm
					
L 88 H102 D98 SH45 SD56	L 88 H102 D98 SH45 SD56	L 88 H102 D98 SH45 SD56	L 88 H102 D98 SH45 SD56	L 103 H102 D98 SH45 SD56	L 103 H102 D98 SH45 SD56
120	110	174	173	124	114
1 left arm facing chair	1 right arm facing chair	elec.rec.chair 1arm laf	elec.rec.chair 1arm raf	lhf maxi chair	rhf maxi chair
					
L 103 H102 D98 SH45 SD56	L 103 H102 D98 SH45 SD56	L 158 H102 D98 SH45 SD56	L 158 H102 D98 SH45 SD56	L 188 H102 D98 SH45 SD56	L 188 H102 D98 SH45 SD56
613	612	220	210	320	310
1laf maxi chair rec.el	1raf maxi chair rec.el	1left arm facing 2 str	1right arm facing 2 str	1left arm facing 3 str	1right arm facing 3 str

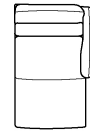
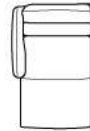
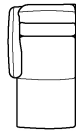
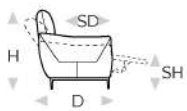
↓ fold following the dotted line ↓

↑ fold following the dotted line ↑

n_Funk

 NICOLETTIHOME

L Length - H Height - D Depth - SH Seat Height - SD Seat Depth
 Dimensions refer to maximum sizes of the version with closed mechanism (where available).



dimensions	L 88	L 88	L 103	L 103
	H102 D160 SH45 SD118	H102 D160 SH45 SD118	H102 D160 SH45 SD118	H102 D160 SH45 SD118
version code	420	410	602	601
Description	chaise lon.lhf arm fac	chaise lon.rhf arm fac	maxi chaise lon.lft arm fac.	maxi chaise lon.rgt arm fac.

↓ fold following the dotted line ↓