



Model Code N8561

date of issue 12-05-21 revision 00

revision of 14-06-21 (the present replaces any previous versions)

Designer: CENTRO STUDI NICOLETTI HOME

Structure: pinewood, multilayer and plywood covered with polyurethane foam.

Spring system: elastic webbing

Seat Padding: seat cushions in ecologic polyurethane foam covered with 100% polyester layer

Back Padding: back cushions and headrests in ecologic polyurethane foam covered with 100% polyester layer

Arm Interior: arm interiors in ecologic polyurethane foam covered with 100% polyester layer

Removability: not available

Sewing: leather coverings feasible with contrast stitching in the colors available; cuts and sewing vary on microfiber (or fabric) coverings.

Mechanisms: power recliner versions are equipped with headrests and recliner mechanisms that can be electrically and independently actioned by a button panel positioned on the seat sides. The depth of the open recliner is 156 cm, the height of the model with lifted headrest is 97 cm. Versions Q18/Q19 are equipped with electrically adjustable headrests actioned by a button panel positioned on the seat sides. Versions 778/779 are equipped with a motion mechanism with electrically adjustable seats and headrests that be synchronically actioned by a button panel positioned on outside the arm. The depth of the model with sliding system open is 184 cm., the depth of the seat is 122 cm., the height of the model with lifted headrest is 97 cm.

Standard feet: shiny metal PM965, h. 5 cm. Some versions may be equipped with hidden feet with a supporting structural function.

Optional feet: rosewood colored beech-wood PL962, h. 5 cm, also available in dark walnut and natural.

Density of seat and back

Markets	Seat	Back
I	35 Medium	28
D - NL - CH		
USA - California		
GB	37 fire retardant	27 fire retardant
Others	35 Medium	28

Note: when no values/contents are specified in the chart, please refer to 'Others' field/area.

Coverings

	suggested	not suggested	not possible
thick leathers	✓		
thin elastic leathers	✓		
natural leathers	✓		
fabric	✓		
microfibre	✓		
leather + split	✓		
DeLuxe			✓
multi colour			✓
multi-category			✓
multi covering			✓

Please note: for not removable models, only one colour fabric covers are available.

Multicovering / Components / Optional vers.



Feet



PM965

PL962

Ottoman



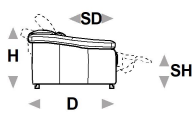

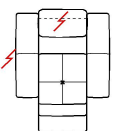
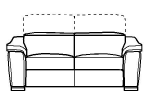
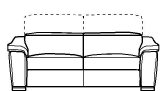
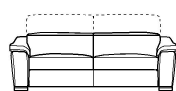
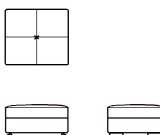



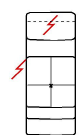

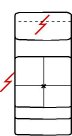

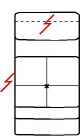


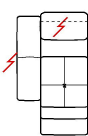
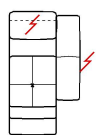


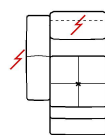
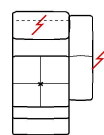

With the reservation of carrying for production purposes and without advanced notices modifications on the materials, coverings and dimensions of the product as indicated in the relevant specification. The given dimensions and volume are of indicative value being subject to the production process tolerances. For normal use, the following maximum loads are recommended: Armchairs max. 120 kg, 2-seat sofas max. 200 kg (2x100 kg), 3-seat sofas max. 240 kg (3x80 kg). Use with loads exceeding the indicated values may cause the sofa/armchair or its components to break.

↑ fold following the dotted line ↑

n_Thema_USA

 NICOLETTIHOME

L Length - H Height - D Depth - SH Seat Height - SD Seat Depth
Dimensions refer to maximum sizes of the version with closed mechanism (where available).

					
dimensions	L 111/44" H74/29" D112/44" SH46/18" SD57/22"	L 112/44" H74/29" D112/44" SH46/18" SD57/22"	L 172/68" H74/29" D112/44" SH46/18" SD57/22"	L 192/76" H74/29" D112/44" SH46/18" SD57/22"	L 212/83" H74/29" D112/44" SH46/18" SD57/22"
version code	100	161	200	240	300
Description	chair	chair with elec.recl.	2 seater	2 1/2 seater	3 seater
					
L 80/31" H0/0" D70/28" SH46/18" SD0/0"	L 66/26" H0/0" D66/26" SH46/18" SD0/0"	L 118/46" H74/29" D118/46" SH46/18" SD57/22"	L 61/24" H74/29" D112/44" SH46/18" SD57/22"	L 62/24" H74/29" D112/44" SH46/18" SD57/22"	L 71/28" H74/29" D112/44" SH46/18" SD57/22"
635	N50	E35	D62	I06	130
rectangular ottoman	ottoman holder	sq.corner upliftab. headrest	small chair no arm	armless mini chair elec.rec.	chair without armr.
					
L 72/28" H74/29" D112/44" SH46/18" SD57/22"	L 81/32" H74/29" D112/44" SH46/18" SD57/22"	L 82/32" H74/29" D112/44" SH46/18" SD57/22"	L 86/34" H74/29" D112/44" SH46/18" SD57/22"	L 86/34" H74/29" D112/44" SH46/18" SD57/22"	L 87/34" H74/29" D112/44" SH46/18" SD57/22"
E95	144	I82	B69	B68	C37
elec.recl.armless chair	maxi chair no arm	el.rec.arml.maxi chair	mini chair laf	mini chair raf	lhf el.rec.mini chair
					
L 87/34" H74/29" D112/44" SH46/18" SD57/22"	L 96/38" H74/29" D112/44" SH46/18" SD57/22"	L 96/38" H74/29" D112/44" SH46/18" SD57/22"	L 97/38" H74/29" D112/44" SH46/18" SD57/22"	L 97/38" H74/29" D112/44" SH46/18" SD57/22"	L 106/42" H74/29" D112/44" SH46/18" SD57/22"
C36	120	110	174	173	124
rhf el.rec.mini chair	1 left arm facing chair	1 right arm facing chair	elec.rec.chair 1arm laf	elec.rec.chair 1arm raf	lhf maxi chair

↓ fold following the dotted line ↓

↑ fold following the dotted line ↑

n_Thema_USA

NICOLETTIHOME

L Length - H Height - D Depth - SH Seat Height - SD Seat Depth
Dimensions refer to maximum sizes of the version with closed mechanism (where available).

dimensions	L 106/42" H74/29" D112/44" SH46/18" SD57/22"	L 107/42" H74/29" D112/44" SH46/18" SD57/22"	L 107/42" H74/29" D112/44" SH46/18" SD57/22"	L 147/58" H74/29" D112/44" SH46/18" SD57/22"	L 147/58" H74/29" D112/44" SH46/18" SD57/22"
version code	114	613	612	220	210
Description	rhf maxi chair	1laf maxi chair rec.el	1raf maxi chair rec.el	1left arm facing 2 str	1right arm facing 2 str
L 167/66" H74/29" D112/44" SH46/18" SD57/22"	L 167/66" H74/29" D112/44" SH46/18" SD57/22"	L 187/74" H74/29" D112/44" SH46/18" SD57/22"	L 187/74" H74/29" D112/44" SH46/18" SD57/22"	L 96/38" H74/29" D172/68" SH46/18" SD119/47"	L 96/38" H74/29" D172/68" SH46/18" SD119/47"
252	251	320	310	Q19	Q18
1 left arm fac. 2 1/2 str	1 right arm fac.2 1/2 str	1left arm facing 3 str	1right arm facing 3 str	el.headr. lhf chaise long	el.headr. rhf chaise long
L 96/38" H74/29" D172/68" SH46/18" SD119/47"	L 96/38" H74/29" D172/68" SH46/18" SD119/47"	L 97/38" H74/29" D173/68" SH46/18" SD118/46"	L 97/38" H74/29" D173/68" SH46/18" SD118/46"		
410	420	778	779		
chaise lon.rhf arm fac	chaise lon.lhf arm fac	ch. lon.raf arm fac mot.	ch. lon.laf arm fac mot.		

↓ fold following the dotted line ↓