



Model Code N8448

revision 00 of 10-05-17
(the present replaces any previous versions)

Designer: CENTRO STUDI NICOLETTI HOME

Structure: pinewood, multilayer and plywood covered with polyurethane foam.

Spring system: elastic webbing

Seat Padding: seat cushions in ecological polyurethane foam covered with 100% polyester padding.

Back Padding: back cushions and headrests in ecological polyurethane foam covered with 100% polyester padding.

Arm Interior: ecological polyurethane foam covered with 100% polyester padding.

Removability: not available.

Sewing: leather coverings feasible with contrast stitching in the colors available; cuts and sewing vary on microfiber (or fabric) coverings.

Mechanisms: the model is equipped with manually liftable headrests. The height of the model with lifted headrests is 94 cm. Versions 041/042 feature one single liftable headrest. Recliner versions available with electric recliner metal mechanisms operated by a touch pad positioned on the armrest internal side. The maximum depth of the model with open recliner is 153 cm.

Standard feet: PL1057 on RHF and LHF sides, PL1061 on terminal sides, PL1058 on RHF/LHF chaise longue (410/420) - PL1060 on version 635, all in rosewood colored beech-wood, h. 16 cm, also available in black, cherry, dark walnut, light walnut, silver and natural. Feet are also available in natural canaletto walnut and in brushed grey ash. Some versions may be equipped with hidden feet with a supporting structural function.

Density of seat and back

Markets	Seat	Back
I	35 Medium	28
D - NL - CH		
USA - California		
GB	35 fire retardant	30 fire retardant
Others	35 Medium	28

Note: when no values/contents are specified in the chart, please refer to 'Others' field/area.

Coverings


	suggested	not suggested	not possible
thick leathers	✓		
thin elastic leathers	✓		
natural leathers	✓		
fabric	✓		
microfibre	✓		
leather + split	✓		
DeLuxe			✓
multicovering			✓
multicolour			✓

Please note: for not removable models, only one colour fabric covers are available.

Multicovering / Components / Optional vers.



Feet



PL1057.

PL1061

PL1060

Ottoman



With the reservation of carrying for production purposes and without advanced notices modifications on the materials, coverings and dimensions of the product as indicated in the relevant specification. The given dimensions and volume are of indicative value being subject to the production process tolerances.

↑ fold following the dotted line ↑

n_madame2

NICOLETTIHOME

L Length - H Height - D Depth - SH Seat Height - SD Seat Depth
Dimensions refer to maximum sizes.

dimensions	L 101	L 164	L 178	L 198	L 70
version code	H74 D108 SH45 SD58	H74 D108 SH45 SD58	H74 D108 SH45 SD58	H74 D108 SH45 SD58	H- D80 SH45 SD-
Description	100	200	240	300	635
	chair	2 seater	2 1/2 seater	3 seater	rectangular ottoman
L 102	L 83	L 83	L 90	L 90	L 100
H74 D108 SH45 SD58	H74 D108 SH45 SD58	H74 D108 SH45 SD58	H74 D108 SH45 SD58	H74 D108 SH45 SD58	H74 D108 SH45 SD58
161	C 36	C 37	173	174	612
chair with elec.recl.	rhf el.rec.mini chair	lhf el.rec.mini chair	elec.rec.chair 1arm raf	elec.rec.chair 1arm laf	1raf maxi chair rec.el
L 100	L 110	L 225	L 225	L 225	L 225
H74 D108 SH45 SD58	H74 D110 SH45 SD58	H74 D110 SH45 SD58	H74 D110 SH45 SD58	H74 D110 SH45 SD58	H74 D110 SH45 SD58
613	E 35	041	042	C 47	C 48
1laf maxi chair rec.el	sq.corner uplftab. headrest	sq.cor.chr.sq.ter. rig.fac.	sq.cor.chr.sq.ter.left fac.	rhf upl.headr. sq.corn.chair	lhf upl.headr.sq. corn.chair
L 62	L 69	L 79	L 82	L 82	L 89
H74 D108 SH45 SD58	H74 D108 SH45 SD58	H74 D108 SH45 SD58	H74 D108 SH45 SD58	H74 D108 SH45 SD58	H74 D108 SH45 SD58
D 62	130	144	B 68	B 69	110
small chair no arm	chair without armr.	maxi chair no arm	mini chair raf	mini chair laf	1 right arm facing chair

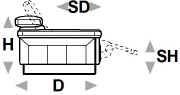




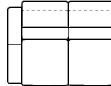
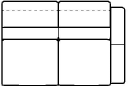
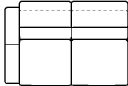

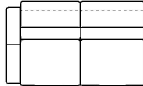
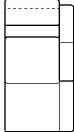
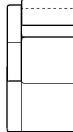
↓ fold following the dotted line ↓

↑ fold following the dotted line ↑

n_madame2

 NICOLETTIHOME

L Length - H Height - D Depth - SH Seat Height - SD Seat Depth
Dimensions refer to maximum sizes.

					
dimensions	L 89 H74 D108 SH45 SD58	L 99 H74 D108 SH45 SD58	L 99 H74 D108 SH45 SD58	L 144 H74 D108 SH45 SD58	L 144 H74 D108 SH45 SD58
version code	120	114	124	210	220
Description	1 left arm facing chair	rhf maxi chair	lhf maxi chair	1right arm facing 2 str	1left arm facing 2 str
					
L 158 H74 D108 SH45 SD58	L 158 H74 D108 SH45 SD58	L 178 H74 D108 SH45 SD58	L 178 H74 D108 SH45 SD58	L 89 H74 D168 SH45 SD118	L 89 H74 D168 SH45 SD118
251	252	310	320	410	420
1 right arm fac.2 1/2 str	1 left arm fac. 2 1/2 str	1right arm facing 3 str	1left arm facing 3 str	chaise lon.raf arm fac	chaise lon.lft arm fac

↓ fold following the dotted line ↓