



Model Code N8597

date of issue 15-10-22 revision 00
revision of 02-05-23 (the present replaces any previous versions)

Designer: Abruzzese

Structure: pinewood, multilayer and plywood covered with polyurethane foam.

Spring system: elastic webbing

Seat Padding: in ecologic polyurethane foam covered with 100% polyester layer.

Back Padding: backrests and headrests in ecologic polyurethane foam covered with 100% polyester layer.

Arm Interior: armrests in ecologic polyurethane foam covered with 100% polyester layer.

Removability: not available.

Sewing: leather covers feasible with contrast stitching in the colors available; cuts and sewing vary on microfiber (or fabric) covers.

Mechanisms: the model is equipped with headrests that can be manually lifted. Electric recliner versions featuring an electrically powered reclining mechanism that can be actioned by a button pad positioned on armrests outer sides (pul2). The height of the model with lifted headrest is 99 cm. The maximum depth of the open recliner is 163 cm. Versions 042/041 feature a single liftable headrest.

Components: button panel (puls_1) equipped with USB connector which allows several USB power supply devices to be plugged.

Standard feet: the model is lifted 13.5 cm off the floor; shiny metal PM2279 feet, also available in the following color options: graubraun, satinized, titanium, antique bronze, matt black. Some versions may be equipped with hidden feet with a supporting structural function.

Optional feet: PL2271, h. 13 in colored beech-wood, available in tobacco ashwood, white ashwood, anthracite ashwood and dark ashwood.

Density of seat and back kg/cbm (±5%) ⁽¹⁾

Markets	Seat	Back
I	35 Medium	27
D - NL - CH		
USA - California		
GB	37 fire retardant	31 fire retardant
Others	35 Medium	27

Note: when no values/contents are specified in the chart, please refer to 'Others' field/area.

⁽¹⁾Density: volume mass apparently determined on materials without any kind of covers and according to the UNI EN ISO 845 regulations. Indicated values refer to production averages; the Company reserves the right, if needed, to make changes to the declared technical characteristics. Before use, it is advisable to look at the SAFETY INFORMATION TECHNIQUE for info regarding use and protection of people and of the environment, in compliance with existing EEC regulations.

Coverings

	suggested	not suggested	not possible
thick leathers	✓		
thin elastic leathers	✓		
natural leathers	✓		
fabric	✓		
microfibre	✓		
leather + split	✓		
DeLuxe			✓
multi colour**			✓
multi-category**			✓
multi covering**			✓

Please note: for not removable models, only one colour fabric covers are available.

Components / Optional vers.



PULS_1

Feet



PM2279

PL2271

Ottoman



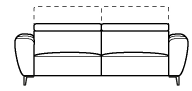
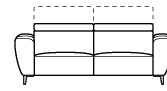
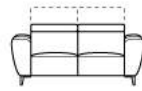
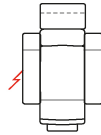
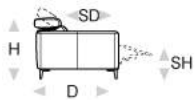
With the reservation of carrying for production purposes and without advanced notices modifications on the materials, coverings and dimensions of the product as indicated in the relevant specification. The given dimensions and volume are of indicative value being subject to the production process tolerances. For normal use, the following maximum loads are recommended: Armchairs max. 120 kg, 2-seat sofas max. 200 kg (2x100 kg), 3-seat sofas max. 240 kg (3x80 kg). Use with loads exceeding the indicated values may cause the sofa/armchair or its components to break.

↑ fold following the dotted line ↑

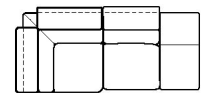
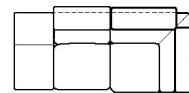
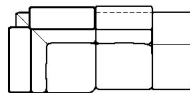
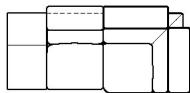
n_Loft

NICOLETTIHOME

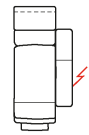
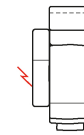
L Length - H Height - D Depth - SH Seat Height - SD Seat Depth
Dimensions refer to maximum sizes of the version with closed mechanism (where available).



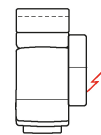
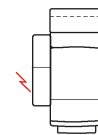
dimensions	L 108 H77 D108 SH43 SD59	L 108 H77 D108 SH43 SD59	L 166 H77 D108 SH43 SD59	L 198 H77 D108 SH43 SD59	L 218 H77 D108 SH43 SD59
version code	100	161	200	240	300
Description	chair	chair with elec.recl.	2 seater	2 1/2 seater	3 seater



L 71 H43 D83 SH43 SD- 635	L 235 H77 D114 SH43 SD59 042	L 235 H77 D114 SH43 SD59 041	L 114 H77 D114 SH43 SD59 E35	L 235 H77 D114 SH43 SD59 C48	L 235 H77 D114 SH43 SD59 C47
rectangular ottoman	sq.cor.chr.sq.ter.leftsq.cor.chr.sq.ter. fac.	sq.cor.chr.sq.ter.rightsq.cor.chr.sq.ter. rig.fac.	sq.corner upliftab. headrest	lhf upl.headr.sq. corn.chair	rhf upl.headr. sq.corn.chair



L 58 H77 D108 SH43 SD59 D62	L 58 H77 D108 SH43 SD59 I06	L 83 H77 D108 SH43 SD59 B69	L 83 H77 D108 SH43 SD59 B68	L 83 H77 D108 SH43 SD59 C37	L 83 H77 D108 SH43 SD59 C36
small chair no arm	armless mini chair elec.rec.	mini chair lhf	mini chair rhf	lhf el.rec.mini chair	rhf el.rec.mini chair



L 74 H77 D108 SH43 SD59 130	L 74 H77 D108 SH43 SD59 E95	L 99 H77 D108 SH43 SD59 120	L 99 H77 D108 SH43 SD59 110	L 99 H77 D108 SH43 SD59 174	L 99 H77 D108 SH43 SD59 173
chair without armr.	elec.recl.armless chair	1 left arm facing chair	1 right arm facing chair	elec.rec.chair 1 arm lhf	elec.rec.chair 1 arm rhf

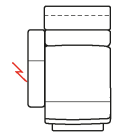
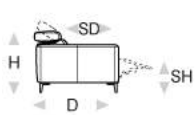
↓ fold following the dotted line ↓

↑ fold following the dotted line ↑

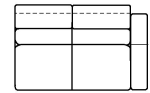
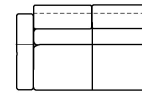
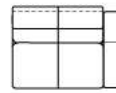
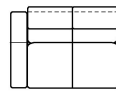
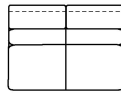
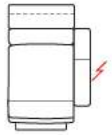
n_Loft

NICOLETTIHOME

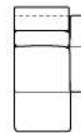
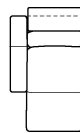
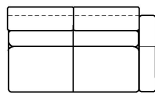

L Length - H Height - D Depth - SH Seat Height - SD Seat Depth
 Dimensions refer to maximum sizes of the version with closed mechanism (where available).



dimensions	L 84 H77 D108 SH43 SD59	L 84 H77 D108 SH43 SD59	L 109 H77 D108 SH43 SD59	L 109 H77 D108 SH43 SD59	L 109 H77 D108 SH43 SD59
version code	144	182	124	114	613
Description	maxi chair no arm	el.rec.arml.maxi chair	lhf maxi chair	rhf maxi chair	1laf maxi chair rec.el



L 109 H77 D108 SH43 SD59	L 148 H77 D108 SH43 SD59	L 141 H77 D108 SH43 SD59	L 141 H77 D108 SH43 SD59	L 173 H77 D108 SH43 SD59	L 173 H77 D108 SH43 SD59
612	243	220	210	252	251
1raf maxi chair rec.el	2 1/2 seater with no armrests	1left arm facing 2 str	1right arm facing 2 str	1 left arm fac. 2 1/2 str	1 right arm fac.2 1/2 str



L 193 H77 D108 SH43 SD59	L 193 H77 D108 SH43 SD59	L 99 H77 D163 SH43 SD114	L 99 H77 D163 SH43 SD114
320	310	420	410
1left arm facing 3 str	1right arm facing 3 str	chaise lon.lhf arm fac	chaise lon.rhf arm fac

↓ fold following the dotted line ↓