

# N\_Washington



**NICOLETTIHOME**

## Model Code N8589

date of issue 25-07-22 revision 00  
revision of 29-08-22 (the present replaces any previous versions)

**Designer:** CENTRO STUDI NICOLETTI HOME

**Structure:** pinewood, multilayer and plywood covered with polyurethane foam.

**Spring system:** elastic webbing

**Seat Padding:** seat cushions in ecological polyurethane foam covered with 100% polyester layer

**Back Padding:** fiber (synthetic fiberfill), headrests in ecological polyurethane foam covered with 100% polyester layer

**Arm Interior:** ecological polyurethane foam covered with 100% polyester layer

**Removability:** not available

**Sewing:** leather covers feasible with contrast stitching in the colors available; cuts and sewing vary on microfiber (or fabric) covers.

**Mechanisms:** all versions are equipped with headrests that can be manually lifted. The height of the model with lift-up headrests is 101 cm. Recliner versions equipped with electrically powered metal mechanism operated by a button panel positioned on armrests outer sides. The depth of the open recliner is 156 cm.

**Components:** button panel (usb2) equipped with USB connector which allows several USB power supply devices to be plugged.

**Standard feet:** black PVC, h. 6 cm

**Please note:** the model can be produced with elastic thin leather covers or with microfiber Berlin.

### Density of seat and back kg/cbm (±5%) <sup>(1)</sup>

Markets	Seat	Back
I	30 Medium	27
D - NL - CH		
USA - California	30 soft	27 soft
GB	37 fire retardant	31 fire retardant
Others	30 Medium	27

Note: when no values/contents are specified in the chart, please refer to 'Others' field/area.

<sup>(1)</sup>Density: volume mass apparently determined on materials without any kind of covers and according to the UNI EN ISO 845 regulations. Indicated values refer to production averages; the Company reserves the right, if needed, to make changes to the declared technical characteristics. Before use, it is advisable to look at the SAFETY INFORMATION TECHNIQUE for info regarding use and protection of people and of the environment, in compliance with existing EEC regulations.

### Coverings

	suggested	not suggested	not possible
thick leathers			✓
thin elastic leathers	✓		
natural leathers			✓
fabric			✓
microfibre	✓		
leather + split			✓
DeLuxe			✓
multi colour**			✓
multi-category**			✓
multi covering**			✓

Please note: for not removable models, only one colour fabric covers are available.

### Components / Optional vers.



usb2

### Feet



PVC H6

### Ottoman



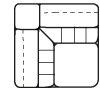
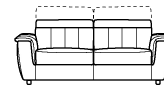
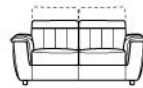
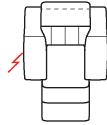
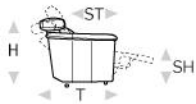
With the reservation of carrying for production purposes and without advanced notices modifications on the materials, coverings and dimensions of the product as indicated in the relevant specification. The given dimensions and volume are of indicative value being subject to the production process tolerances. For normal use, the following maximum loads are recommended: Armchairs max. 120 kg, 2-seat sofas max. 200 kg (2x100 kg), 3-seat sofas max. 240 kg (3x80 kg). Use with loads exceeding the indicated values may cause the sofa/armchair or its components to break.

↑ fold following the dotted line ↑

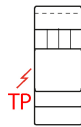
# N\_Washington

NICOLETTIHOME

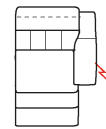
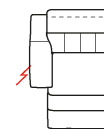
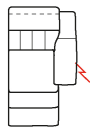
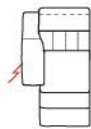
L Length - H Height - D Depth - SH Seat Height - SD Seat Depth  
Dimensions refer to maximum sizes of the version with closed mechanism (where available).



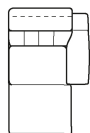
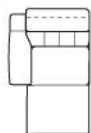
dimensions	L 114 H84 D99 SH47 SD52	L 114 H84 D99 SH47 SD52	L 175 H84 D99 SH47 SD52	L 210 H84 D99 SH47 SD52	L 107 H84 D107 SH47 SD52
version code	100	161	200	300	E35
Description	chair	chair with elec.recl.	2 seater	3 seater	sq.corner upliftab. headrest



L 62 H84 D99 SH47 SD52	L 62 H84 D99 SH47 SD52	L 79 H84 D99 SH47 SD52	L 79 H84 D99 SH47 SD52	L 88 H84 D99 SH47 SD52	L 88 H84 D99 SH47 SD52
130	E95	144	182	120	110
chair without armr.	elec.recl.armless chair	maxi chair no arm	el.rec.arml.maxi chair	1 left arm facing chair	1 right arm facing chair



L 88 H84 D99 SH47 SD52	L 88 H84 D99 SH47 SD52	L 105 H84 D99 SH47 SD52	L 105 H84 D99 SH47 SD52	L 105 H84 D99 SH47 SD52	L 105 H84 D99 SH47 SD52
174	173	124	114	613	612
elec.rec.chair 1arm laf	elec.rec.chair 1arm raf	lhf maxi chair	rhf maxi chair	1laf maxi chair rec.el	1raf maxi chair rec.el



L 105 H84 D159 SH47 SD112	L 105 H84 D159 SH47 SD112
420	410
chaise lon.lhf arm fac	chaise lon.rhf arm fac

↓ fold following the dotted line ↓