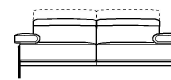
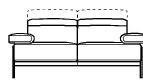
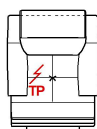
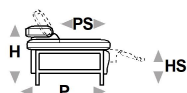


↑ piegare lungo la linea tratteggiata ↑

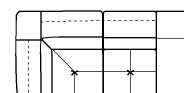
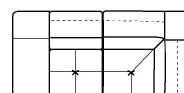
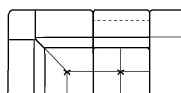
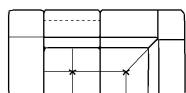
# N\_Downtown

NICOLETTIHOME

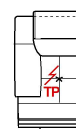
L Lunghezza - H Altezza - P Profondità - HS Altezza di seduta - PS Profondità di seduta  
Le dimensioni si riferiscono al massimo ingombro della versione con meccanismo chiuso dove previsto.



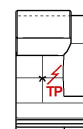
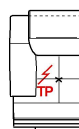
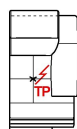
dimensioni	L 97 H75 P108 HS45 PS58	L 98 H75 P108 HS45 PS58	L 174 H75 P108 HS45 PS58	L 188 H75 P108 HS45 PS58	L 208 H75 P108 HS45 PS58
codice versione	190	566	200	240	300
Descrizione	poltrona small	pol. small rec.el.	div.2 posti	div.2p1/2	div.3 posti



L 72 H45 P80 HS- PS-	L 110 H75 P110 HS45 PS58	L 225 H75 P110 HS45 PS58	L 225 H75 P110 HS45 PS58	L 225 H75 P110 HS45 PS58	L 225 H75 P110 HS45 PS58
635	E35	042	041	C48	C47
pouf rettang.	ang.q.pogg.soll.	ang.q.polt.t.sx	ang.q.polt.t.dx	ang.q.p.t.pog. sol.sx	ang.q.p.t.pog. sol.dx



L 62 H75 P108 HS45 PS58	L 69 H75 P108 HS45 PS58	L 79 H75 P108 HS45 PS58	L 87 H75 P108 HS45 PS58	L 87 H75 P108 HS45 PS58	L 88 H75 P108 HS45 PS58
D62	130	144	B69	B68	C37
pol. sb mini	pol. sb	pol.sb maxi	pol.mini 1b sx	pol.mini 1b dx	pol.mini 1bsx r.el.



L 88 H75 P108 HS45 PS58	L 94 H75 P108 HS45 PS58	L 94 H75 P108 HS45 PS58	L 95 H75 P108 HS45 PS58	L 95 H75 P108 HS45 PS58	L 104 H75 P108 HS45 PS58
C36	120	110	174	173	124
pol.mini 1bdx r.el.	pol.1b sx	pol. 1b dx	pol.1bsx rec.elet.	pol.1bdx rec.elet.	pol.1bsx maxi

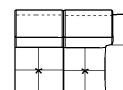
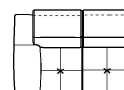
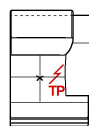
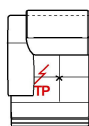
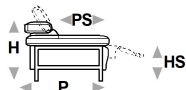
↓ piegare lungo la linea tratteggiata ↓

↑ piegare lungo la linea tratteggiata ↑

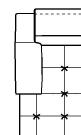
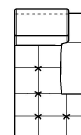
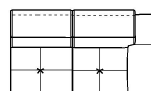
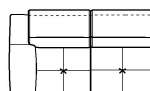
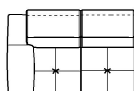
# N\_Downtown

 NICOLETTIHOME

L Lunghezza - H Altezza - P Profondità - HS Altezza di seduta - PS Profondità di seduta  
Le dimensioni si riferiscono al massimo ingombro della versione con meccanismo chiuso dove previsto.



dimensioni	L 104 H75 P108 HS45 PS58	L 105 H75 P108 HS45 PS58	L 105 H75 P108 HS45 PS58	L 149 H75 P108 HS45 PS58	L 149 H75 P108 HS45 PS58
codice versione	114	613	612	220	210
Descrizione	pol.1bdx maxi	p. maxi 1bsx r.el	p. maxi 1bdx r.el	div.2p 1b sx	div.2p 1b dx



L 163 H75 P108 HS45 PS58	L 163 H75 P108 HS45 PS58	L 183 H75 P108 HS45 PS58	L 183 H75 P108 HS45 PS58	L 94 H75 P166 HS45 PS116	L 94 H75 P166 HS45 PS116
252	251	320	310	410	420
div.2p1/2 1br sx	div.2p1/2 1br dx	div.3 p.1b sx	div.3 p.1b dx	chaise long.bdx	chaise long.bsx

↓ piegare lungo la linea tratteggiata ↓